

Beloved Brethren and Sisters:

The purpose of this booklet is to encourage you to receive the ordinances and enter into the covenants of the temple for yourselves, your families, and your deceased ancestors.

The ordinances of the temple help us place the Savior at the center of our lives. That eternal perspective gives us greater peace of mind, more purpose for life, and a powerful motivation to live the commandments.

In the temple, our understanding of the Savior's mission and our love for him grow. As a result, we find greater happiness in our lives and a deeper love for those about us.

Our desire is that you will go to the temple to receive the sacred ordinances and enter into the covenants available there if you have not yet done so. Seek also the guidance of the Spirit to help you identify your ancestors; then return to the temple often to receive the ordinances in their behalf. Serving in this way will help protect you and your loved ones from the evil influences of the world.

Finally, we pray that you will help encourage your children to develop a love for the temple and of the redemptive work that is performed there. Through your example and teachings, bless them with the desire to receive the sacred ordinances and enter into the covenants of the house of the Lord.

Faithfully your brethren,

The First Presidency



COME
UNTO
CHRIST

THROUGH TEMPLE
ORDINANCES
AND COVENANTS

Published by
The Church of Jesus Christ
of Latter-day Saints
Salt Lake City, Utah

Copyright © 1987 by
Corporation of the President of
The Church of Jesus Christ
of Latter-day Saints
All Rights Reserved
Printed in the United States
of America

Introduction

Why Temples?

The temple is the house of the Lord, a place where we can feel his influence. It is a holy place where the most sacred ordinances of the gospel are performed. In the temple, God's children receive instruction and make covenants with him that are necessary to return to his presence.

END AUG. 1985

President Benson has said, "Since my earliest childhood memory, the spirit of the temple has blessed our home. I remember as a little boy seeing my mother bending over the ironing board pressing long strips of white cloth, with beads of perspiration on her forehead. I asked her why. She answered, 'These are temple robes, my son. Your father and I are going to the temple in Logan.' She then put the old flatiron on the stove, drew a chair close to mine, and told me about temple work. I learned how vitally important it is to go to the temple and to participate there in sacred ordinances. Every time my parents returned from a visit to the temple, the experience brought renewed love and strength to our family circle.

"I love the temple with all my heart and soul. Nearly every week, my beloved wife, Flora, and I receive the ordinances in the temple for a loved one.


"The temple is an ever-present reminder that God intends the family to be eternal. We should share with our families our love of our forebears and our gratitude to be able to help them receive the saving ordinances, as my parents did with me. As we do so, increased bonds of appreciation and affection will develop within our families."

Temples Past and Present

Whenever there have been people on the earth who would listen to the prophets, God has commanded them to build temples. Sometime after the death of the Apostles in New Testament times, temple ordinances were lost from the earth. When the Lord restored the gospel in these latter days, he commanded his people once again to build temples.

Why Go to the Temple?

Temple service focuses on our relationship with God the Father and his




Son, Jesus Christ. When you attend the temple regularly, you will grow closer to the Savior. You can become more Christlike as you learn to see your life from an eternal perspective, obtain instruction through the Spirit, and receive saving ordinances for yourself and for your ancestors.

A temple exists so “that the Son of Man might have a place to manifest himself to his people. . . . And that they may grow up in [the Lord], and receive a fulness of the Holy Ghost, and be organized according to [God’s] laws, and be prepared to obtain every needful thing” (D&C 109:5, 15).

A temple is a place to develop leadership, “a place of instruction for all those who are called to the work of the ministry in all their several callings and offices; That they may be perfected in the understanding of their ministry, in theory, in principle, and in doctrine, in all things pertaining to the kingdom of God on the earth, the keys of which kingdom have been conferred upon you” (D&C 97:13–14).

Regular temple attendance can provide spiritual strength and fulfillment for you and your family. It will be an anchor in your daily life—a source of guidance, protection, security, peace, and revelation.

In the temple, you and your family receive sacred ordinances and enter into covenants for yourselves and also for your deceased ancestors.



O

rdinances That Lead to Exaltation

We must be baptized and receive the gift of the Holy Ghost in order to return to our Father’s presence. To be exalted in the celestial kingdom, we must also receive the ordinances of the temple. These ordinances include the endowment and the sealing of parents and children.

Ordinances for You and Your Immediate Family

When you first attend the temple for yourself, you receive the endowment, which teaches about the purpose of life and the mission of the Savior. You also enter into covenants—agreements—with the Lord. Once you are endowed, you and worthy members of your family can be sealed together. If each of you lives worthily, these sealing ordinances will unite you and your family for eternity.

Ordinances for Your Ancestors

Many of your ancestors lived when the fulness of the gospel was not found on the earth. Thus, they could not receive the necessary ordinances.

Our Father in Heaven has provided a way for these ancestors to hear the gospel in the spirit world (see D&C 138). However, the

ordinances of the gospel must be performed on earth. So the Lord has directed worthy Church members to be baptized, confirmed, ordained (for men), endowed, and sealed for their ancestors.

You are responsible to make sure that ordinances are completed for your ancestors. You can begin by caring about them. As your heart turns toward them, you will want them to receive the ordinances necessary for exaltation. You can receive

these ordinances for them. But first you must know who they are and when and where they lived. The Church has many resources to help you identify them. Also, people have been called to help you. When you learn about your ancestors, you can submit their names for temple work. Then you can serve them by receiving the ordinances in their behalf. This service will bring you joy as you bind them together as eternal families.


How Can I Prepare Spiritually for the Temple?

Temple work is spiritual. You will become motivated and prepared to go to the temple as you prayerfully—

- Strive to understand the doctrine that relates to eternal life.
- Live according to gospel principles.
- Seek to be led by the Holy Spirit.

You will also be led to do the genealogical work that supports temple activity.

In the resource section at the end of this booklet, you will find references to scriptures, books, and other materials to help you understand the doctrine of temple and genealogical service.



And do thou grant, Holy Father, that all those who shall worship in this house . . . may grow up in thee, and receive a fulness of the Holy Ghost, and be organized according to thy laws, and be prepared to obtain every needful thing.

Doctrine and Covenants
109:14–15

Thoughts from Latter-day Prophets and Apostles on the Blessings of Frequent Temple Service

"Many parents, in and out of the Church, are concerned about protection against a cascading avalanche of wickedness, which threatens to engulf the world. There is a power associated with the ordinances of heaven, even the power of godliness, which can and will thwart the forces of evil, if we will but be worthy of those sacred covenants made in the temple of the Lord. Our families will be protected, our children will be safeguarded as we live the gospel, visit the temple, and live close to the Lord."³

Ezra Taft Benson

"Implicit in the building of temples is the principle of regular temple attendance by the Saints. Nothing builds spirituality and our understanding of the priesthood principles more than regular temple attendance."⁴

Spencer W. Kimball

"The temple ceremonies are designed by a wise Heavenly Father who has revealed them to us in these last days as a guide and a protection throughout our lives, that you and I might not fail to merit exaltation in the celestial kingdom where God and Christ dwell."⁵

Harold B. Lee

"We shall continue the great work that goes on in our temples, an unmatched work of love reaching out even to those who have gone beyond the veil of death. Can there be a greater labor of love than this? It comes more nearly of partaking of the spirit of the Lord himself, who gave his life as a vicarious sacrifice for all of us, than any other work of which I know."⁶


Gordon B. Hinckley

"Several things are accomplished by our attendance at the temple—we comply with the instructions of the Lord to accomplish our own ordinance work, we bless our families by the sealing ordinances, and we share our blessings with others by doing for them what they cannot do for themselves. In addition to these, we lift our own thoughts, grow closer to the Lord, honor our priesthood, and spiritualize our lives."⁷

Howard W. Hunter

"When members of the Church are troubled or when critical decisions weigh heavily upon their minds, it is a common thing for them to go to the temple. It is a good place to take our cares. In the temple we can receive spiritual perspective. There, during the time of the temple service, we are put 'out of the world.' . . . There is something cleansing and clarifying about the spiritual atmosphere of the temple."⁸

Boyd K. Packer




"It is not to be expected that the temple ceremonies can be comprehended in full detail the first time a person 'goes through' the temple. Therefore, the Lord has provided a means of repetition. Temple work must be done first by each person for himself or herself; then it may be done for one's dead ancestors or friends as frequently as circumstances will allow. This service will open the doors of salvation for the dead and will also help fix upon the mind of the living the nature, meaning, and obligations of the endowment. By keeping the endowment fresh in mind, we shall be better able to perform our duties in life under the influence of eternal blessings."⁹

John A. Widtsoe

"To my mind, there isn't anything so great and so glorious in this world as to labor for the salvation of the living and for the redemption of the dead."¹⁰

Joseph F. Smith



Temple Blessings for You and Your Immediate Family

The Endowment

The endowment ceremony teaches us of God the Father and emphasizes the importance of the Savior's atonement. Everything in the temple testifies of Christ's divinity and teaches us to follow his example.

In the endowment we—

- Learn of our eternal life—past, present, and future.
- Make sacred covenants to strictly obey gospel principles.
- Receive promises of blessings that can come as we obey these covenants.
- Learn of ways in which our willingness and fitness for exaltation may be shown.

When to Receive the Endowment

Before you can receive your own endowment, you must have been a member of the Church for at least a year. If you are a male, you must hold the Melchizedek Priesthood. Church

members usually receive their own endowments before serving a mission or being married in the temple. However, all worthy adults, whether single or married, are welcome to talk to their bishops about when they should receive their endowments.

Preparing for Your Endowment

Ask your bishop or high priests group leader to show you the filmstrip *Preparing to Attend the Temple* (VVOF3084). It explains the basic nature of the endowment and the covenants you will make. It also explains the types of questions the bishop and stake president will ask to determine if you are prepared.

Once you are ready to receive your own endowment, you will need to do the following:

- Obtain a temple recommend from your bishop and stake president.
- Buy some temple garments to take to the temple with you. Your bishop or Relief Society president can tell you where to get them. Garments are worn during the endowment and always thereafter as a reminder of the covenants you have made.
- Make sure that the temple will be open at the time you wish to go.



Your *endowment* is to receive all those ordinances in the House of the Lord, which are necessary for you, after you have departed this life, to enable you to walk back to the presence of the Father, . . . and gain your eternal exaltation.¹¹

Brigham Young

- You may wish to invite someone who has been to the temple to go with you. If you have questions, you may wish to visit with a member of the temple presidency at the end of the endowment ceremony.

Sealings

The sealing ordinances are separate from the endowment. The endowment is for the individual. The sealing ordinances are for families.

When a family is sealed in the temple, a righteous father and mother are placed at the head of their family for time and for all eternity. Those who keep all the commandments of God will literally be his family throughout eternity. The temple ordinances that unite families are—

- Sealing of a wife and husband.
- Sealing children to their parents.

Being Sealed to Your Spouse

Civil marriage is for this life only. Temple marriage, or sealing, is for time and for all eternity (see D&C 132:15–21).

Follow this checklist to prepare to be sealed to your spouse:

- Both you and your spouse must have received your own endowment.
- Both you and your spouse must obtain temple recommends with all of the necessary information on the left and right sides.
- If you are to be married in the temple, you must obey all of the laws of the state or country where the temple is located. In some countries, local laws require you to be civilly married outside the temple. If you plan a temple marriage in such countries, you must first be married civilly and then go to the temple to be sealed as soon thereafter as possible.
- If you have already been married civilly before planning a temple marriage, you may be sealed only after you have been members of the Church for at least one year and have been married to each other for at least one year.
- If your spouse is deceased and you wish to be sealed, complete a Family Group Record and take it to the temple with you (see pages 21–22 for instructions). Discuss any questions with your bishop.
- If possible, make arrangements with the temple well before your visit. You may need to follow special instructions to comply with local laws. Your priesthood leaders can help.

The doctrine or sealing power of Elijah is as follows:—If you have power to seal on earth and in heaven, then we should be wise. The first thing you do, go and seal on earth your sons and daughters unto yourself, and yourself unto your fathers in eternal glory.¹²

Joseph Smith



Being Sealed to Your Parents (Living or Deceased) and Having Your Children Sealed to You

Children born after their parents were sealed are born in the covenant. This means that the children are already sealed to their parents.

Children born before their parents were sealed in the temple must be sealed to their parents. Then they receive the same blessings as children who are born in the covenant.

Before you go to the temple to be sealed to your parents or have your children sealed to you, do the following:

- Complete a Family Group Record form (see pages 21–22 for instructions) and take it to the temple with you. Include all children on it, living and deceased.
- If possible, make arrangements with the temple well before your visit. Your priesthood leaders can help.

As you prepare to come to the temple, keep the following in mind:

- Living members of your family who are to be sealed to you or to whom you are to be sealed must go to the temple with you.
- All members of your family eight years of age and older must have been baptized. They must also have a temple recommend with the left side filled out.
- Children under age eight do not need a recommend. Children who are married or who are twenty-one years of age or older must be endowed before they can be sealed to their parents.
- Deceased children can be sealed to their parents by having a living person receive the ordinances in their behalf.

President Joseph Fielding Smith explains how important it is to have this work done:

*"Now the duty of a man in his own family is to see that he and his wife are sealed at the altar. If married out in the world before they joined the Church, or if they have been in the Church and have been unable to go to the temple, it is that man's duty to go to the temple, have his wife sealed to him, and have their children sealed, so that the family group . . . will continue throughout all eternity. That is the first duty that a man owes to himself, to his wife, and to his children. He receives this blessing by virtue of the priesthood."*¹⁴



The greatest joys of true married life can be continued. The most beautiful relationships of parents and children can be made permanent. The holy association of families can be never-ending if husband and wife have been sealed in the holy bond of eternal matrimony.¹³

Spencer W. Kimball

Temple Blessings for Your Ancestors

As your understanding of the gospel increases, you will begin to care more for your ancestors. You will want them to enjoy the blessings of the temple. One of the most glorious experiences you can have in the temple is to receive ordinances for your own ancestors. For this to happen, you must find out who they are. This is called genealogical service.

You do not need to be an expert genealogist or an experienced

researcher to do this work.

Specialists are available in your ward or stake and at the nearest branch genealogical library to help you. You only need to really care about your ancestors to begin.

Once you have identified your ancestors, you can submit their names for temple work. The Church has a process for preparing names for temple work. This process creates a permanent record of temple ordinances and prevents duplication of work. When this process is complete, the names will be sent to the temple you have chosen. Then you, along with other endowed family members and friends, may receive the ordinances for your ancestors. If you have not been endowed, you may still be baptized for them. Discuss this with your bishop.

If you cannot yet attend the

Pedigree Chart

Number 1 on this chart is the same as no. _____ on chart no. _____

Mark (X) boxes when ordinances are completed

- ☐ (B) Baptized
- ☐ (E) Endowed
- ☐ (M) Married to spouse
- ☐ (P) Sealed to parents
- ☐ (F) Family group record (Mark (X) this box when this person appears on a family group record as a parent)
- ☐ (C) Children's ordinances completed (Mark (X) this box when all ordinances are completed for all children of this couple)

Write names as listed: Thomas M. Fife
or St. Marks, Birmingham, Alabama, Etc.

Write names as listed: Thomas M. Fife
or St. Marks, Birmingham, Alabama, Etc.

2. Mitchell Vernon DRAKE

(Father of #1) ☐ (B) ☐ (E) ☐ (M) ☐ (P) ☐ (F) ☐ (C)
Born/Chr. 9 Oct. 1902
Place Henderson Co., NC
Married 31 Jan. 1924
Place Boiling Springs, Spartanburg, SC
Died 9 Mar. 1966
Place Spartanburg, Spartanburg, SC

1. Inez DRAKE

☐ (B) ☐ (E) ☐ (M) ☐ (P) ☐ (F) ☐ (C)
Born/Chr. 14 Dec. 1938
Place Boiling Springs, Spartanburg, SC
Married 16 June 1958
Place Columbus, Paik, NC
Died
Place

Richard HIATT

(Spouse of #1) ☐ (B) ☐ (E) ☐ (M) ☐ (P) ☐ (F) ☐ (C)

3. Louise WATKINS

(Mother of #1) ☐ (B) ☐ (E) ☐ (M) ☐ (P) ☐ (F) ☐ (C)
Born/Chr. 5 Mar.
Place McDowell Co., NC
Died
Place

Person Submitting Pedigree Chart

Name: Inez Hiatt

Address: 7521 Greentree Dr.

Charlotte, North Temple

28201

Telephone number: 704-555-1211 Date prepared: 18 Feb. 1987

Published by The Church of Jesus Christ of Latter-day Saints

8. Andrew Jackson DRAKE

(Father of #4) ☐ (B) ☐ (E) ☐ (M) ☐ (P) ☐ (F) ☐ (C)
Born/Chr. 6 Mar. 1856
Place Madison Co., NC
Married 5 Dec. 1878
Place Henderson Co., NC
Died 20 Dec. 1928
Place Henderson Co., NC

9. Emily Jane McMINN

(Mother of #4) ☐ (B) ☐ (E) ☐ (M) ☐ (P) ☐ (F) ☐ (C)
Born/Chr. 1858
Place Henderson Co., NC
Died 18 Aug. 1932
Place Flat Rock, Henderson, NC

10. John Harvey MAXWELL

(Father of #5) ☐ (B) ☐ (E) ☐ (M) ☐ (P) ☐ (F) ☐ (C)
Born/Chr.
Place
Married
Place
Died 1935
Place Henderson Co., NC

11. Winnie CORN

(Mother of #5) ☐ (B) ☐ (E) ☐ (M) ☐ (P) ☐ (F) ☐ (C)
Born/Chr.
Place
Died 8 June 1935
Place Henderson Co., NC

12. Thomas WATKINS

(Father of #6) ☐ (B) ☐ (E) ☐ (M) ☐ (P) ☐ (F) ☐ (C)
Born/Chr.
Place
Married
Place
Died
Place

13.

(Mother of #6) ☐ (B) ☐ (E) ☐ (M) ☐ (P) ☐ (F) ☐ (C)
Born/Chr.
Place
Died
Place

14. Reubin BALLARD

(Father of #7) ☐ (B) ☐ (E) ☐ (M) ☐ (P) ☐ (F) ☐ (C)
Born/Chr.
Place
Married
Place
Died
Place

15. Annie

(Mother of #7) ☐ (B) ☐ (E) ☐ (M) ☐ (P) ☐ (F) ☐ (C)
Born/Chr.
Place
Died
Place

4. Jesse Andrew DRAKE

(Father of #2) ☐ (B) ☐ (E) ☐ (M) ☐ (P) ☐ (F) ☐ (C)
Born/Chr. 21 Nov. 1879
Place Henderson Co., NC
Married 23 Dec. 1899
Place Henderson Co., NC
Died 28 July 1943
Place Henderson Co., NC

5. Louisa Jane MAXWELL

(Mother of #2) ☐ (B) ☐ (E) ☐ (M) ☐ (P) ☐ (F) ☐ (C)
Born/Chr. 3 Feb. 1880
Place Henderson Co., NC
Died 28 Feb. 1967
Place Henderson Co., NC

6. George Washington WATKINS

(Father of #3) ☐ (B) ☐ (E) ☐ (M) ☐ (P) ☐ (F) ☐ (C)
Born/Chr. 1876
Place McDowell Co., NC
Married 11 May 1901
Place
Died 13 June 1952
Place Henderson Co., NC

7. Fannie Louise BALLARD

(Mother of #3) ☐ (B) ☐ (E) ☐ (M) ☐ (P) ☐ (F) ☐ (C)
Born/Chr. 26 Oct. 1884
Place
Died 17 Nov. 1933
Place

10" x 11" with ordinance boxes HGS3093 2887 Printed in USA

temple for your ancestors, you can still submit their names and request that the ordinances be done by others.

However you choose to have the work done, remember that the purpose of genealogical service is to provide the blessings of the temple to your deceased ancestors. The following pages will help you identify and submit the names of these ancestors.

Identify Your Ancestors

You can identify your ancestors by following these three steps.

Step 1: Fill Out a Pedigree Chart

If you have not started a pedigree chart, use the one in the back of this booklet. Begin with what you already know. Write down the information you have as completely and accurately as possible. When completed, your chart will look something like the one shown here. If you need help filling it out, see page 20.

Notice that the pedigree chart shows how your ancestors are related and what ordinances have been performed.

Be sure you mark the boxes for those ordinances that have been done.

Step 2: Fill Out a Family Group Record

Often you will have more information than will fit on a pedigree chart. For instance, you may know the names of all of a couple's children.

Family Group Record		Page 1 of 1		LDS ORDINANCE DATA	
Husband's name Richard HIATT		Date		Temple	
Born	8 Nov. 1936	Place	Columbus, Polk, North Carolina	Baptized	20 Feb. 1986
Died	16 June 1958	Place	Columbus, Polk, NC	Sealed to spouse	
Father	Edwin Glen HIATT	Mother	Ramona Marie BALDWIN	Sealed to parents	
Wife's name Inez DRAKE		Date		Temple	
Born	14 Dec. 1922	Place	Baileys Crossroads, Henderson Co., NC	Baptized	10 Mar. 1949

Pedigree Chart		Chart number	
Number 1 on this chart is the same as no. on chart no.			
<p>Mark (X) boxes when ordinances are completed:</p> <ul style="list-style-type: none"> <input type="checkbox"/> Baptized <input type="checkbox"/> Endowed <input type="checkbox"/> Sealed to spouse <input type="checkbox"/> Sealed to parents <input type="checkbox"/> Family group record (Mark (X) this box when this person appears on a family group record as a parent) <input type="checkbox"/> Children's ordinances completed (Mark (X) this box when all ordinances are completed for all children of this couple) 		<p>8. Andrew Jackson DRAKE</p> <p>(Father of #4) <input type="checkbox"/> <input type="checkbox"/> <input type="checkbox"/> <input type="checkbox"/> <input type="checkbox"/> <input type="checkbox"/></p> <p>Born/Chr. 6 Mar. 1936</p> <p>Place Madison Co., NC</p> <p>Married 5 Dec. 1978</p> <p>Place Henderson Co., NC</p> <p>Died 20 Dec. 1988</p> <p>Place Henderson Co., NC</p>	
<p>4. Jessie Andrew DRAKE</p> <p>(Father of #3) <input type="checkbox"/> <input type="checkbox"/> <input type="checkbox"/> <input type="checkbox"/> <input type="checkbox"/> <input type="checkbox"/></p> <p>Born/Chr. 21 Nov. 1979</p> <p>Place Henderson Co., NC</p> <p>Married 25 Dec. 1999</p> <p>Place Henderson Co., NC</p> <p>Died 28 July 1943</p> <p>Place Henderson Co., NC</p>		<p>9. Emily Jane McMINN</p> <p>(Mother of #4) <input type="checkbox"/> <input type="checkbox"/> <input type="checkbox"/> <input type="checkbox"/> <input type="checkbox"/> <input type="checkbox"/></p> <p>Born/Chr. 1858</p> <p>Place Henderson Co., NC</p> <p>Died 10 Aug. 1932</p> <p>Place Flat Rock, Henderson, NC</p>	
<p>2. Mitchell Varner DRAKE</p> <p>(Father of #1) <input type="checkbox"/> <input type="checkbox"/> <input type="checkbox"/> <input type="checkbox"/> <input type="checkbox"/> <input type="checkbox"/></p> <p>Born/Chr. 9 Oct. 1902</p> <p>Place Henderson Co., NC</p> <p>Married 31 Jan. 1944</p> <p>Place Bailing Springs, Spartanburg, SC</p> <p>Died 9 Mar. 1946</p> <p>Place Spartanburg, Spartanburg, SC</p>		<p>10. John Harvey MAXWELL</p> <p>(Father of #5) <input type="checkbox"/> <input type="checkbox"/> <input type="checkbox"/> <input type="checkbox"/> <input type="checkbox"/> <input type="checkbox"/></p> <p>Born/Chr. 1935</p> <p>Place Henderson Co., NC</p> <p>Died 1935</p> <p>Place Henderson Co., NC</p>	
<p>1. Inez DRAKE</p> <p>(Mother of #1) <input type="checkbox"/> <input type="checkbox"/> <input type="checkbox"/> <input type="checkbox"/> <input type="checkbox"/> <input type="checkbox"/></p> <p>Born/Chr. 14 Dec. 1938</p> <p>Place Bailing Springs, Spartanburg, SC</p> <p>Married 16 June 1958</p> <p>Place Columbus, Polk, NC</p> <p>Died</p> <p>Place</p>		<p>11. Winnie CORN</p> <p>(Mother of #5) <input type="checkbox"/> <input type="checkbox"/> <input type="checkbox"/> <input type="checkbox"/> <input type="checkbox"/> <input type="checkbox"/></p> <p>Born/Chr. 1935</p> <p>Place Henderson Co., NC</p> <p>Died 8 June 1955</p> <p>Place Henderson Co., NC</p>	
<p>Richard HIATT</p> <p>(Spouse of #1) <input type="checkbox"/> <input type="checkbox"/> <input type="checkbox"/> <input type="checkbox"/> <input type="checkbox"/> <input type="checkbox"/></p> <p>Born/Chr. 1976</p> <p>Place McDowell Co., NC</p> <p>Married 11 May 1901</p> <p>Place</p> <p>Died 13 June 1952</p> <p>Place Henderson Co., NC</p>		<p>12. Thomas WATKINS</p> <p>(Father of #6) <input type="checkbox"/> <input type="checkbox"/> <input type="checkbox"/> <input type="checkbox"/> <input type="checkbox"/> <input type="checkbox"/></p> <p>Born/Chr. 1976</p> <p>Place</p> <p>Married</p> <p>Place</p> <p>Died</p> <p>Place</p>	
<p>3. Louise WATKINS</p> <p>(Mother of #1) <input type="checkbox"/> <input type="checkbox"/> <input type="checkbox"/> <input type="checkbox"/> <input type="checkbox"/> <input type="checkbox"/></p> <p>Born/Chr. 5 Mar.</p> <p>Place McDowell Co., NC</p> <p>Died</p> <p>Place</p>		<p>13. George Washington WATKINS</p> <p>(Father of #3) <input type="checkbox"/> <input type="checkbox"/> <input type="checkbox"/> <input type="checkbox"/> <input type="checkbox"/> <input type="checkbox"/></p> <p>Born/Chr. 1976</p> <p>Place McDowell Co., NC</p> <p>Married 11 May 1901</p> <p>Place</p> <p>Died 13 June 1952</p> <p>Place Henderson Co., NC</p>	
<p>Person Submitting Pedigree Chart</p> <p>Name Inez Hiatt</p> <p>Address 7521 Greentree Dr.</p> <p>Charlotte, North Temple</p> <p>Telephone Number 28201</p> <p>704 555-1211 12 Feb. 1987</p> <p>Published by The Church of Jesus Christ of Latter-day Saints</p>		<p>14. Reubin BALLARD</p> <p>(Father of #7) <input type="checkbox"/> <input type="checkbox"/> <input type="checkbox"/> <input type="checkbox"/> <input type="checkbox"/> <input type="checkbox"/></p> <p>Born/Chr. 1976</p> <p>Place</p> <p>Married</p> <p>Place</p> <p>Died</p> <p>Place</p>	
		<p>15. Annie</p> <p>(Mother of #7) <input type="checkbox"/> <input type="checkbox"/> <input type="checkbox"/> <input type="checkbox"/> <input type="checkbox"/> <input type="checkbox"/></p> <p>Born/Chr. 1976</p> <p>Place</p> <p>Died</p> <p>Place</p>	

You may also know when and where a person was baptized or buried. All of this information should be written on a Family Group Record.

The Family Group Record serves these purposes:

- It has more space to write information about a person than a pedigree chart does.
- It has a place to write ordinance dates.
- It allows you to see information about all family members (husband, wife, and children) at once.
- It is the form you fill out to have temple ordinances performed for your ancestors.

If you have not started a Family Group Record, use the one in the back of this booklet. Copy the information on your pedigree chart onto the Family Group Record.

Create a Family Group Record for each husband and wife on your pedigree chart. List all children in order of birth. Be sure that you write the dates any ordinances were done (or indicate that they have been done). Fill in any other information you know about the family. If you need help filling out the form, read the instructions on pages 23–24.



Our members need to be taught that it is not sufficient for a husband and wife to be sealed in the temple . . . they must also be eternally linked with their progenitors and see that the work is done for those ancestors.¹⁵

Ezra Taft Benson

Step 3: Look for More Information

Look at the pedigree chart and Family Group Record. Have you been able to fill in all of the information, or is some missing? You will want to fill in as much of the missing information as you can.

As you look for additional information about the husband and wife on the Family Group Record, do your best to fill in their complete—

- Names.
- Birth dates and/or christening dates.
- Birthplaces and/or christening places.
- Marriage date.
- Marriage place.
- Death and/or burial dates and places, if deceased.

For each child, provide the following information as completely as possible:

- Name and sex.
- Birth date and/or christening date.
- Birthplace and/or christening place.

- Marriage date and place and spouse's name, if married.
- Death and/or burial date and place, if deceased.

Many types of records may contain information about your ancestors. The most accurate are those that were made at the time the event (birth, marriage, or death, for instance) took place.

The sources listed below are usually the best places to find records about your ancestors.

Source	What to Look For
Home and relatives	Birth, marriage, and death certificates Journals, letters, scrapbooks, and obituaries Books of remembrance and family Bibles
Branch genealogical libraries	Family histories Microfilm copies of government and church records Family Registry International Genealogical Index
Government	Birth, marriage, and death records Census, land, probate (wills), and cemetery records
Church	Birth, christening, marriage, death, burial, and membership records

The information you submit for ordinance work should be accurate and complete. The names, dates, and places will become part of sacred temple records. Also, other people may refer to the information you have submitted as they try to identify their ancestors.

At first this might seem like a lot to do, but remember that the Church has many people and resources to help you. You can do genealogical service in very small steps, working on just one person or event at a time. Don't try to accomplish everything at once. Devote some time regularly, and you'll be surprised by how much you will get done. As you look for information about your ancestors and submit their names to receive temple ordinances, you will find that this service can be exciting and rewarding.

Where to Get Help

When you need help finding information or advice about what to do next—

Through the priesthood's new and everlasting covenant of marriage, all the elect children of God who are gathered together out of the earth may be sealed together in family units . . . into the organized, eternal family of God.¹⁶

Spencer W. Kimball



How can we seek out all our progenitors—and all the others? One day while pondering prayerfully on this matter, I came to the realization that there is something that any one of us can do for all who have died. I came to see that any one of us, by himself, can care about them, all of them, and love them. That came as a great inspiration, for then I knew there was a starting point.¹⁷

Boyd K. Packer



- Ask your ward temple and genealogical consultant or priesthood leaders.
- Visit your local branch genealogical library. There you can see a short videocassette presentation that describes a five-step process for doing genealogical research. If you don't have a branch library near you, you may get help at local historical societies and libraries.
- Seek your Heavenly Father in prayer. He may give you direction that will help you identify your ancestors.

Determine What Temple Ordinances Need to Be Performed

The main purpose of genealogical service is to ensure that the needed ordinances are performed for your ancestors. As you review your pedigree charts and Family Group Records, identify those ancestors for whom the necessary ordinances have not yet been done.

Remember that all people need to be sealed to their parents. In addition, those who lived to be eight years of age or older need to be baptized, ordained (men only), endowed, and sealed to their spouses, if they were married.

Ask your ward temple and genealogical consultant if you have any questions about—

- How to tell if ordinances have been done for your ancestors.
- What ordinances can and should be done for them.

Submit the Names of Your Ancestors for Temple Work

Once you have identified which ancestors need ordinances and have prepared a Family Group Record for them, you are ready to submit their names. When you have received your own temple endowment, you can do ordinance work for your ancestors. (If you have not received the endowment, you can only be baptized for your ancestors.) We call this being a proxy. Use Checklist A if you want to receive ordinances for your ancestors.

Remember that if you appear as the husband, wife, or child on the Family Group Record, you can take the record with you to the temple. You do not need to submit it in advance (see pages 21–22).

If you are unable to receive the ordinances for your deceased ancestors, you can ask that others receive ordinances for them. Use Checklist B.

Checklist A: You Will Perform Some or All of the Ordinances Yourself

- Complete a Family Group Record, mark option 1 (Family File), and fill in the box in the lower left corner. (See page 23.) Only men can be proxy for men, and women for women. If you wish, you may invite worthy relatives or friends to serve as proxies for some of your ancestors. The temple will provide proxies for all ordinances you do not do yourself.
- At least two months before you go to the temple, send the completed Family Group Record to one of the following:

If you live inside the United States and Canada, send the form to—

The Genealogical Department
50 East North Temple Street
Salt Lake City, Utah 84150

If you live outside the United States and Canada, send the form to the temple serving your area. Your bishop or ward temple and genealogical consultants can give you the address.

Keep a copy of the completed form for your records.

- You will be notified that the names you submitted are approved for temple ordinances. Then you can arrange to go to the temple and receive the ordinances.
- When the ordinances have been done, update your Family Group Records and pedigree charts.

Checklist B: You Want the Temple to Provide a Proxy

- Complete a Family Group Record and mark option 2 (Temple File).
- If you live inside the United States and Canada, send the form to—

The Genealogical Department
50 East North Temple Street
Salt Lake City, Utah 84150

If you live outside the United States and Canada, send the form to the temple serving your area. Your bishop or ward temple and genealogical consultants can give you the address.

- You will receive a letter telling you that the ordinances are approved to be done. Upon completion of the ordinances, you will be sent a second letter telling you the dates they were done and the name of the temple. You should then update your Family Group Records and pedigree charts.



The need for each of us to perform temple and genealogical work has never been more urgent. We must redouble our efforts to accomplish this great and holy work. We cannot hope for perfection without being linked to our forefathers. Neither can they hope for perfection without us. My brothers and sisters, it is up to each of us to see that this work is done.¹⁸

Ezra Taft Benson

Thoughts from Latter-day Prophets and Apostles on Temple Service for Your Ancestors

"The greatest responsibility in this world that God has laid upon us is to seek after our dead."¹⁹

Joseph Smith

"Those Saints who neglect it in behalf of their deceased relatives, do it at the peril of their own salvation."²⁰

Joseph Smith

"Behold, I will reveal unto you the Priesthood, by the hand of Elijah the prophet, before the coming of the great and dreadful day of the Lord. And he shall plant in the hearts of the children the promises made to the fathers, and the hearts of the children shall turn to their fathers. If it were not so, the whole earth would be utterly wasted at his coming."

Doctrine and Covenants 2



"Why would the earth be wasted? Simply because if there is not a welding link between the fathers and the children—which is the work for the dead—then we will all stand rejected."²¹

Joseph Fielding Smith

Examples of Forms and Where to Get Help

Examples of Forms

How to Fill Out a Pedigree Chart

Print or type the information about yourself on line 1 the way it is shown here. Be as complete as you can. If you are married, print the name of your spouse.

Print or type the names, birth dates, birthplaces, marriage date, and marriage place of your father and mother on lines 2 and 3. If they are

deceased, print their death dates and places too.

Print or type information about your father's parents (your grandparents) on lines 4 and 5.

Print or type information about your mother's parents on lines 6 and 7.

Print or type information about your great-grandparents on lines 8 through 15.

If ordinances have been done, mark (X) the box representing each ordinance that was done. For example, if your father was baptized, mark the box labeled B under his name (see codes in upper left corner of form).

Pedigree Chart		Chart number _____
Number 1 on this chart is the same as on _____ on chart no. _____		
Mark (X) boxes when ordinances are completed: <input type="checkbox"/> Baptized <input type="checkbox"/> Endowed <input type="checkbox"/> Sealed to spouse <input type="checkbox"/> Sealed to parents <input type="checkbox"/> Family group record (Mark [X] this box when this person appears on a family group record as a parent) <input type="checkbox"/> Children's ordinances completed (Mark [X] this box when all ordinances are completed for all children of this couple)		
1. <u>Inez DRAKE</u> (father of #1) <input checked="" type="checkbox"/> <input type="checkbox"/> <input type="checkbox"/> <input type="checkbox"/> <input type="checkbox"/> <input type="checkbox"/> Born Chr. <u>14 Dec. 1938</u> Place <u>Boiling Springs, Spartanburg, SC</u> Married <u>16 June 1958</u> Place <u>Columbus, Paik, NC</u> Died _____ Place _____	2. <u>Mitchell Vernon DRAKE</u> (father of #1) <input checked="" type="checkbox"/> <input type="checkbox"/> <input type="checkbox"/> <input type="checkbox"/> <input type="checkbox"/> <input type="checkbox"/> Born Chr. <u>9 Oct. 1902</u> Place <u>Henderson Co., NC</u> Married <u>31 Jan. 1924</u> Place <u>Boiling Springs, Spartanburg, SC</u> Died <u>9 Mar. 1966</u> Place <u>Spartanburg, Spartanburg, SC</u>	3. <u>Louise WATKINS</u> (mother of #1) <input checked="" type="checkbox"/> <input type="checkbox"/> <input type="checkbox"/> <input type="checkbox"/> <input type="checkbox"/> <input type="checkbox"/> Born Chr. <u>5 Mar. 1903</u> Place <u>McDowell Co., NC</u> Died _____ Place _____
4. <u>Jessie Andrew DRAKE</u> (father of #2) <input type="checkbox"/> <input type="checkbox"/> <input type="checkbox"/> <input type="checkbox"/> <input type="checkbox"/> <input type="checkbox"/> Born Chr. <u>21 Nov. 1879</u> Place <u>Henderson Co., NC</u> Married <u>23 Dec. 1899</u> Place <u>Henderson Co., NC</u> Died <u>28 July 1943</u> Place <u>Flat Rock, Henderson, NC</u>	5. <u>Louisa Jane MAXWELL</u> (mother of #2) <input type="checkbox"/> <input type="checkbox"/> <input type="checkbox"/> <input type="checkbox"/> <input type="checkbox"/> <input type="checkbox"/> Born Chr. <u>3 Feb. 1880</u> Place <u>Henderson Co., NC</u> Died <u>28 Feb. 1967</u> Place <u>Henderson Co., NC</u>	6. <u>George Washington WATKINS</u> (father of #3) <input type="checkbox"/> <input type="checkbox"/> <input type="checkbox"/> <input type="checkbox"/> <input type="checkbox"/> <input type="checkbox"/> Born Chr. <u>1876</u> Place <u>McDowell Co., NC</u> Married <u>11 May 1901</u> Place _____ Died <u>13 June 1952</u> Place <u>Henderson Co., NC</u>
7. <u>Fannie Louise BALLARD</u> (mother of #3) <input type="checkbox"/> <input type="checkbox"/> <input type="checkbox"/> <input type="checkbox"/> <input type="checkbox"/> <input type="checkbox"/> Born Chr. <u>26 Oct. 1884</u> Place _____ Died <u>17 Nov. 1933</u> Place <u>Henderson Co., NC</u>	8. <u>Andrew Jackson DRAKE</u> (father of #4) <input type="checkbox"/> <input type="checkbox"/> <input type="checkbox"/> <input type="checkbox"/> <input type="checkbox"/> <input type="checkbox"/> Born Chr. <u>6 Mar. 1856</u> Place <u>Luck, Madison, NC</u> Married <u>5 Dec. 1878</u> Place <u>Henderson Co., NC</u> Died <u>20 Dec. 1928</u> Place <u>Hendersonville, Henderson, NC</u>	9. <u>Emily Jane McMINN</u> (mother of #4) <input type="checkbox"/> <input type="checkbox"/> <input type="checkbox"/> <input type="checkbox"/> <input type="checkbox"/> <input type="checkbox"/> Born Chr. <u>1858</u> Place <u>Henderson Co., NC</u> Died <u>10 Aug. 1932</u> Place <u>Flat Rock, Henderson, NC</u>
10. <u>John Harvey MAXWELL</u> (father of #5) <input type="checkbox"/> <input type="checkbox"/> <input type="checkbox"/> <input type="checkbox"/> <input type="checkbox"/> <input type="checkbox"/> Born Chr. _____ Place _____ Married _____ Place _____ Died <u>1935</u> Place <u>Henderson Co., NC</u>	11. <u>Winnie CORN</u> (mother of #5) <input type="checkbox"/> <input type="checkbox"/> <input type="checkbox"/> <input type="checkbox"/> <input type="checkbox"/> <input type="checkbox"/> Born Chr. _____ Place _____ Died <u>8 June 1935</u> Place <u>Henderson Co., NC</u>	12. <u>Thomas WATKINS</u> (father of #6) <input type="checkbox"/> <input type="checkbox"/> <input type="checkbox"/> <input type="checkbox"/> <input type="checkbox"/> <input type="checkbox"/> Born Chr. _____ Place _____ Married _____ Place _____ Died _____ Place _____
13. _____ (mother of #6) <input type="checkbox"/> <input type="checkbox"/> <input type="checkbox"/> <input type="checkbox"/> <input type="checkbox"/> <input type="checkbox"/> Born Chr. _____ Place _____ Married _____ Place _____ Died _____ Place _____	14. <u>Reubin BALLARD</u> (father of #7) <input type="checkbox"/> <input type="checkbox"/> <input type="checkbox"/> <input type="checkbox"/> <input type="checkbox"/> <input type="checkbox"/> Born Chr. _____ Place _____ Married _____ Place _____ Died _____ Place _____	15. <u>Annie</u> (mother of #7) <input type="checkbox"/> <input type="checkbox"/> <input type="checkbox"/> <input type="checkbox"/> <input type="checkbox"/> <input type="checkbox"/> Born Chr. _____ Place _____ Married _____ Place _____ Died _____ Place _____
Person Submitting Pedigree Chart Name <u>Inez Hiatt</u> Address <u>7521 Greentree Dr</u> <u>Charlotte, North Carolina</u> Telephone number <u>28201</u> <u>704 555-1211</u> Date prepared <u>13 Feb. 1987</u> Issued by The Church of Jesus Christ of Latter-day Saints		

How to Fill Out a Family Group Record to Be Sealed to Your Spouse and/or to Have Your Children Sealed to You

Use the following example as a guide. Note the following points:

- List all family names on the form even if some ordinances have already been done.
- Each living child must attend the temple to be sealed to parents.
- Family members who have been dead for at least one year may receive ordinances by proxy.
- Ask your local temple and genealogical consultant or a branch genealogical librarian if you have further questions about using the Family Group Record.

Note: You appear here as a husband or wife.

Family Group Record				Page <u>1</u> of <u>1</u>		LOS ORDINANCE DATA	
				B. Baptized S. Sealed to spouse P. Sealed to parents		Date Temple	
Husband's name <u>Richard HIATT</u>							
Born	<u>8 Nov. 1936</u>	Place	<u>Columbus, Polk, North Carolina</u>	B	<u>26 Feb. 1986</u>		
Chr		Place		E			
Mar	<u>16 June 1958</u>	Place	<u>Columbus, Polk, NC</u>	S			
Died		Place		P			
Bur		Place					
Father <u>Edwin Glen HIATT</u>				Mother <u>Ramona Marie BALDWIN</u>			
Husband's other wives							
Wife's name <u>Inez DRAKE</u>							
Born	<u>14 Dec. 1938</u>	Place	<u>Boiling Springs, Spartanburg, SC</u>	B	<u>10 Mar. 1949</u>		
Chr		Place		E			
Died		Place		P			
Bur		Place					
Father <u>Mitchell Vernon DRAKE</u>				Mother <u>Louise WATKINS</u>			
Wife's other husbands							
Children List each child (whether living or dead) in order of birth							
1 Sex	Name			Spouse	Date	Temple	
M	<u>James Richard HIATT</u>			<u>Anna Kay BELLIN</u>			
Born	<u>14 Aug. 1960</u>	Place	<u>Columbus, Polk, NC</u>	B	<u>9 Oct. 1968</u>		
Chr		Place		E			
Mar	<u>5 Nov. 1984</u>	Place	<u>Charlotte, Mecklenburg, NC</u>	S			
Died	<u>20 Feb. 1985</u>	Place	<u>Frankfurt, Hesse, West Germany</u>	P			
2 Sex	Name			Spouse	Date	Temple	
M	<u>Edwin Vernon HIATT</u>			<u>Nancy JENSEN</u>			
Born	<u>3 Jan. 1963</u>	Place	<u>Columbus, Polk, NC</u>	B	<u>3 Feb. 1971</u>		
Chr		Place		E			
Mar	<u>20 Jan. 1986</u>	Place	<u>Los Angeles, Los Angeles, Ca.</u>	S	<u>27 Oct. 1982</u>	WA	
Died		Place		P	<u>20 Jan. 1986</u>	LA	
3 Sex	Name			Spouse	Date	Temple	
F	<u>Rebecca Louise HIATT</u>						
Born	<u>18 June 1968</u>	Place	<u>Columbus, Polk, NC</u>	B	<u>7 Sep. 1976</u>		
Chr		Place		E			
Mar		Place		S			
Died		Place		P			
4 Sex	Name			Spouse	Date	Temple	
F	<u>Jennifer Sarah HIATT</u>						
Born	<u>10 Apr. 1978</u>	Place	<u>Columbus, Polk, NC</u>	B	<u>5 May 1986</u>		
Chr		Place		E			
Mar		Place		S			
Died		Place		P			
<input type="checkbox"/> Check here if additional children are listed on reverse side							
Additional information							
Record on the back: • Sources of information • Other marriages, sealings, and explanations Check the box for one of the following options (applies to all names submitted on this form) <input type="checkbox"/> OPTION 1 — FAMILY FILE Send all names to my family file at the Temple. I will provide proxies for <input type="checkbox"/> Baptism <input type="checkbox"/> Endowment <input type="checkbox"/> Sealing. I understand that ordinances not checked will have proxies assigned by the temple. <input type="checkbox"/> OPTION 2 — TEMPLE FILE Send all names to any temple and assign proxies for all approved ordinances. <input type="checkbox"/> OPTION 3 — ANCESTRAL FILE Send all names to the Ancestral File. (You must include a pedigree chart or required form; no ordinances will be done.)				Name and address of person submitting form <u>Inez Hiatt</u> <u>7521 Greentree Dr.</u> <u>Charlotte, NC 28201</u> Phone (704) <u>555-1211</u> Date prepared <u>12 Feb. 1987</u> Stake/Mission <u>Charlotte NC</u> Stake/Mission unit no <u>506508</u> Relationship of above to Husband _____ Wife <u>self</u>			

How to Fill Out a Family Group Record to Be Sealed to Your Parents

Use the following example as a guide. Note the following points:

- If you are a child on this form, place an X in the space next to your birth date as shown.
- List all family names on the form, even if some ordinances have been done.
- Each living child must attend the temple to be sealed to parents.
- Family members who have been dead for at least one year may receive

ordinances by proxy.

Note: You appear here as a child.

Family Group Record				Page 1 of 1	
Husband's name <u>Mitchell Vernon DRAKE</u>				LDS ORDINANCE DATA B - Baptized E - Endowed S - Sealed to spouse P - Sealed to parents	
Born	9 Oct. 1902	Place	Henderson Co., North Carolina	Date	10 Mar. 1949
Chr		Place			
Mar	31 Jan. 1924	Place	Boiling Springs, Spartanburg, SC		
Died	9 Mar. 1966	Place	Spartanburg, Spartanburg, SC		
Bur	11 Mar. 1966	Place	Spartanburg, Spartanburg, SC		
Father	Vessee Andrew DRAKE		Mother	Louisa Jane MAXWELL	
Wife's name <u>Louise WATKINS</u>					
Born	5 Mar. 1905	Place	McDowell Co., NC	Date	18 June 1983
Chr		Place			
Died		Place			
Bur		Place			
Father	George Washington WATKINS		Mother	Fannie Louise BALLARD	
Children (List each child (whether living or dead) in order of birth)					
1 Sex	F	Name	<u>Elizabeth Emma DRAKE</u>	Spouse	
Born		Place		B	
Chr		Place		E	
Mar		Place		S	
Died		Place		P	
2 Sex	M	Name	<u>Paul Ernest DRAKE</u>	Spouse	<u>Christine BAY</u>
Born		Place		B	
Chr		Place		E	
Mar		Place		S	
Died		Place		P	
3 Sex	F	Name	<u>Emily Anna DRAKE</u>	Spouse	<u>David Demar LUND</u>
Born		Place		B	
Chr		Place		E	
Mar		Place		S	
Died		Place		P	
4 Sex	F	Name	<u>Inez DRAKE</u>	Spouse	<u>Richard HIATT</u>
Born		Place		B	
Chr		Place		E	
Mar		Place		S	
Died		Place		P	
<input type="checkbox"/> Check here if additional children are listed on reverse side					
Additional Information					
Record on the back: • Sources of information • Other marriages, sealings, and explanations			Name and address of person submitting form: <u>Inez Hiatt</u> <u>7521 Greentree Dr</u> <u>Charlotte, NC 28201</u>		
Check the box for one of the following options (applies to all names submitted on this form): [] OPTION 1 — FAMILY FILE Send all names to my family file of the temple. I will provide proxies for: [] Baptism [] Endowment [] Sealing I understand that ordinances not checked will have proxies assigned by the temple. [] OPTION 2 — TEMPLE FILE Send all names to any temple and assign proxies for all approved ordinances. [] OPTION 3 — ANCESTRAL FILE Send all names to the Ancestral File. (You must include a pedigree chart or required form; no ordinances will be done.)			Phone: <u>704 555-1211</u> Date prepared: <u>10 Feb. 1987</u> State/Mission: <u>Charlotte NC</u> Stake/Mission unit no: <u>506508</u> Relationship of above to: Husband, <u>daughter</u> Wife, <u>daughter</u>		

How to Fill Out a Family Group Record to Have Temple Ordinances Performed for Your Ancestors

Print or type all the information you know about your ancestors on the Family Group Record using the following guidelines:

Print the given names first, then the surname (last name). Capitalize all the letters of the surname.

List dates as day, month, and year. Use letters for the month and four digits for the year.

List all children (living or dead) in their order of birth.

Print the name and unit number of your stake or mission. Your bishop can give you this information, or you can find it on your temple recommend.

Print your name, address, and telephone number.

List the child's sex (M=Male, F=Female) in the box next to his or her name.

Place an X next to the child who is your direct ancestor.

List your relationship to either the husband or the wife (for example, great-grandson or ggson). Your relationship must be listed if anyone on the form was born within the past ninety-five years.

If any person is dead, list his or her death date. If you do not know the date but are certain of the death, write *deceased*.

Check here if other children are listed on the back of the form.

If you will receive any of the temple ordinances yourself, mark option 1 (Family File). Write the name of the temple you will go to, and check which ordinances you will do.

If you want the temple to assign proxies for all of the ordinances, mark option 2 (Temple File).

Record names of places in the following order: city, county, state or country. Be sure to put a comma between the city and county, and between the county and state or country.

Family Group Record				Page 1 of 2	LDS ORDINANCE DATA	
Husband's name				Date		Temple
Andrew Jackson DRAKE						
Born	6 Mar. 1856	Place	Luck, Madison, North Carolina			
Chr		Place				
Mar	5 Dec. 1878	Place	Henderson Co., NC			
Died	20 Dec. 1928	Place	Hendersonville, Henderson, NC			
Bur		Place	Fruitland Cemetery, Henderson Co., NC			
Father: Hezekiah (Kye) DRAKE				Mother: Jane CANTRELL		
Husband's other wives						
Wife's name						
Emily Jane McMINN						
Born	1858 (age 2 in 1860)	Place	Henderson Co., NC			
Chr		Place				
Mar	10 Aug. 1882	Place	Flat Rock, Henderson, NC			
Bur		Place				
Father: James Newton McMINN				Mother: Melinda MAXWELL		
Wife's other husbands						
Children						
List each child (whether living or dead) in order of birth						
1 Sex	M	Name	Jesse Andrew DRAKE	Spouse	Louisa Jane MAXWELL	
Born		21 Nov. 1879	Henderson Co., NC	B	31 Mar. 1972	PV
Chr				E	29 June 1972	PV
Mar		23 Dec. 1899	Henderson Co., NC	S	8 July 1982	WA
Died		28 July 1943	Flat Rock, Henderson, NC	P	2 July 1976	OG
2 Sex	F	Name	Mary Jane (Mollie) DRAKE	Spouse		
Born		22 Mar. 1882	Hendersonville, Henderson, NC	B		
Chr				E		
Mar				S		
Died		abt. 1960	Newport, Hants Nova Scotia	P		
3 Sex	F	Name	Harriet Jane (Lula) DRAKE	Spouse	William Arthur GRADY	
Born		29 Sept. 1886	Hendersonville, Henderson, NC	B		
Chr				E		
Mar		25 Apr. 1908	Asheville, Buncombe, NC	S		
Died		deceased	Spartanburg, Spartanburg, SC	P		
4 Sex	F	Name	Annie Elizabeth DRAKE	Spouse	Ethel BALDWIN	
Born		15 June 1889	Hendersonville, Henderson, NC	B		
Chr				E		
Mar				S		
Died		1 July 1960	Clyde, Alberta, Alberta	P		
<input checked="" type="checkbox"/> Check here if additional children are listed on reverse side						
Additional Information						
Record on the back: <input type="checkbox"/> Sources of information <input type="checkbox"/> Other marriages, sealings, and explanations				Name and address of person submitting form Inez Hiatt 7521 Greentree Dr. Charlotte, NC 28201		
<input checked="" type="checkbox"/> OPTION 1 — FAMILY FILE Send all names to my family file at the <u>Atlanta</u> Temple. I will provide proxies for: <input checked="" type="checkbox"/> Baptism <input checked="" type="checkbox"/> Endowment <input checked="" type="checkbox"/> Sealing. I understand that ordinances not checked will have proxies assigned by the temple.				Phone (704) 555-1211 Date prepared 12 Feb. 1987 Stake/Mission <u>Charlotte NC</u> Stake/Mission unit no. <u>506508</u>		
<input type="checkbox"/> OPTION 2 — TEMPLE FILE Send all names to any temple and assign proxies for all approved ordinances.				Relationship of above to Husband <u>ggdau.</u> Wife <u>ggdau.</u>		
<input type="checkbox"/> OPTION 3 — ANCESTRAL FILE Send all names to the Ancestral File. (You must include a pedigree chart or required form; no ordinances will be done.)						

Back of form on page 23.

Check here if additional children are listed on another form. Attach the form to this one.

If some ordinances have already been performed, list the dates and the temple. If you do not know the date and temple but are certain the work was done, write PS (previously submitted) in the space.

If a child died before age eight, write *child* in the baptism and endowment lines.

List the complete sources of your information. Use a separate piece of paper if necessary.

List any other marriages, sealings, or necessary explanations here.

If any female listed on this form was sealed to a husband other than the one shown on the form, check this box.

Husband's name		Page <u>2</u> of <u>2</u>	
Andrew Jackson DRAKE (1856-1928)			
Wife's name			
Emily Jane McMINN (1858-1932)			
CHILDREN List each child (whether living or dead) in order of birth			
Sex	Name	Spouse	Date
F	Catherine Grace DRAKE	Robert Thomas JONES	
	Born <u>26 May 1892</u> <u>Hendersonville, Henderson, NC</u>		B <u>17 Oct. 1982</u> <u>SL</u>
	Chr <u></u> <u></u>		E <u>20 Oct. 1982</u> <u>SL</u>
	Mar <u>20 May 1922</u> <u>Fletcher, Henderson, NC</u>		S <u>8628417</u>
	Deed <u>10 Jan. 1980</u> <u>Oakwood, Victoria, Ontario</u>		P <u>1 Nov. 1992</u> <u>SL</u>
M	Peter William DRAKE		
	Born <u>1895</u> <u>Hendersonville, Henderson, NC</u>		B <u>child</u>
	Chr <u></u> <u></u>		E <u>child</u>
	Mar <u></u> <u></u>		S <u></u>
	Deed <u>1 May 1898</u> <u>Henderson Co. NC</u>		P <u>PS</u>
M	Lee Joseph DRAKE	(1) Ruth D. MURRAY (div)	
	Born <u>8 Nov. 1897</u> <u>Hendersonville, Henderson, NC</u>		B <u>Do not clear</u>
	Chr <u></u> <u></u>		E <u>Do not clear</u>
	Mar <u>12 Oct. 1930</u> <u>Oakland, Alameda, Ca</u>		S <u>Do not clear</u>
	Deed <u>deceased</u> <u>Mill Valley, Marin, Ca</u>		P <u>Do not clear</u>

Check here if additional children are listed on another Family Group Record and attach the record to this form.

Sources of information (add further information on attached sheets as necessary)

1. Vital records of Henderson Co., NC - Marriages (GL 589,492; 589,490 & 589,493) delayed births (child #6) (GL 589,496); deaths (GL 589,495) Death certificate for wife
2. Family records in possession of Lee Joseph DRAKE (child #7) in 1970's.
3. Personal knowledge of Lois DRAKE NICHOLS (g.dau. of child #1)
4. Obituaries in my possession
5. Cemetery records, Fruitland Cem. and Ebenezer Church Cem, Henderson Co., NC
6. Census records of Henderson Co., NC - 1860 (GL 018101), 1870 (GL 552,642), 1880 (GL 1254967), 1900 (GL 1241200), 1910 (1375128)
7. Correspondence in 1981 with Jane Doe, descendant of James N. McMINN
8. IGI, 1984 edition

Other marriages, sealings, and necessary explanations (add further information on attached sheets as necessary)

- #7 Lee md (2) 22 Mar 1958 Mary Ellen ROBERTS
- #7 Do not clear because the living widow and children have not given their permission.

Check here if any female listed on this form was sealed to another husband in her lifetime. (Give details below.)

Please note:

When using this form to submit names for temple ordinances or to the Ancestral File, only you can ensure that the information is as accurate and complete as practical. Please take every reasonable step to see that this happens. This will help maintain the integrity of Church genealogical files and reduce duplication of temple ordinance work.

Where to Get Help

If you need help with the information or forms in this booklet, you can contact—

- Your ward temple and genealogical consultant.
- A staff member of the branch genealogical library serving your area.
- Your high priests group leader or other local priesthood leader.
- A staff member of the microfilm ordering center serving your area.
- Missionaries with an additional assignment in genealogy who may be serving in your area.

What Do You Do in Special Situations?

If any of the following situations exist in your immediate family and you want to do temple work for the people involved, discuss the situations with your bishop or high priests group leader (ward temple and genealogical adviser). He will tell you if anything needs to be done to comply with Church policies or legal requirements. He will find further information on Church policy in the *General Handbook of Instructions* and in *Submitting Names for Temple Ordinances* (PBCS1391).

- Adopted children
- Annulments of marriages
- Children born out of wedlock
- Children of former marriages (stepchildren)
- Common-law marriages
- Divorces
- Excommunication
- Foster children
- Guardianships
- Legal custody
- Legal separations
- Mentally handicapped children
- Sealing cancellations
- Unverified deaths (for persons born within the past 110 years)

We want the Latter-day Saints from this time to trace their genealogies as far as they can, and be sealed to their fathers and mothers. Have children sealed to their parents, and run this chain through as far as you can get it.²²

Wilford Woodruff



Temple and Genealogical Resources

(Stock numbers of the following publications which are available through Church distribution centers are shown in parentheses.)

Scriptures

You will gain a deeper appreciation for the doctrine and meaning of temple and genealogical service by prayerfully considering these scriptures:

Doctrine and Covenants 128, 137, and 138

Malachi 3:1, 4:5–6 (see also Doctrine and Covenants 2, 3 Nephi 25:5–6, and Joseph Smith—History 1:36–39)

Doctrine and Covenants 84:4–5; 109:5, 8, 12–16; 110:13–16; 124:27–44, 55; 127:6–9; 131:2–4; 132:6–33

Additional references are identified in the Topical Guide of the LDS edition of the King James Bible under headings such as “Genealogy and Temple Work”; “House”; “Marriage, Celestial”; “Salvation for the Dead”; and “Temple.”

Books and Pamphlets

A Guide to Research: Branch Genealogical Library (PBGS1154)

Packer, Boyd K., *The Holy Temple* (pamphlet; PBFS0157)

Submitting Names for Temple Ordinances (PBGS1391)

Talmage, James E., *The House of the Lord*, rev. ed. (Salt Lake City: Deseret Book Co., 1976)

Temple and Genealogical Guide for Priesthood Leaders (PBCT131A)

Temple and Genealogical Resource Manual (PBGS1755; available 1988)

Temples and the Latter-day Saints (magazine; PBMA0212)

Temple Preparation Seminar Discussions (PBMP0101)

Why Genealogy? (pamphlet; PBGS021A)

Videocassettes

That They May Be Redeemed (VNVV3166; available 1988)

Using a Branch Genealogical Library (VNVV0419)

Filmstrips

Preparing to Attend the Temple (VVOF3084)

Turn the Hearts of the Children (VVOF2580)

Brochures

The Family Registry (PBGS1085)

Personal Ancestral File Software (PBGS1121)

If a couple are true to their covenants, they are entitled to the blessing of the highest degree of the celestial kingdom. These covenants today can only be entered into by going to the House of the Lord.²³

Ezra Taft Benson



Notes

¹Ezra Taft Benson, "What I Hope You Will Teach Your Children about the Temple," *Ensign*, Aug. 1985, p. 8.

²John A. Widtsoe, "Temple Worship," *Utah Genealogical and Historical Magazine*, Apr. 1921, pp. 55–56.

³Ezra Taft Benson, *Receive of His Fulness*, videocassette.

⁴Spencer W. Kimball, in Conference Report, Apr. 1982, p. 4; or *Ensign*, May 1982, p. 4.

⁵Harold B. Lee, "Enter a Holy Temple," *Improvement Era*, June 1967, p. 144.

⁶Gordon B. Hinckley, in Conference Report, Oct. 1982, p. 113; or *Ensign*, Nov. 1982, p. 77.

⁷Howard W. Hunter, in Conference Report, Manchester England Area Conference 1971, p. 100.

⁸Boyd K. Packer, *The Holy Temple* (Salt Lake City: Bookcraft, 1980), pp. 180–81.

⁹John A. Widtsoe, "Looking toward the Temple," *Improvement Era*, Oct. 1962, p. 710.

¹⁰Joseph F. Smith, *Young Woman's Journal*, Mar. 1912, p. 130.

¹¹Brigham Young, in *Journal of Discourses*, 2:31.

¹²Joseph Smith, *History of the Church*, 6:253.

¹³Spencer W. Kimball, *The Teachings of Spencer W. Kimball*, ed. Edward L. Kimball (Salt Lake City: Bookcraft, 1982), p. 297.

¹⁴Joseph Fielding Smith, "The Duties of the Priesthood in Temple Work," *Improvement Era*, Feb. 1959, p. 98.

¹⁵Ezra Taft Benson, in Regional Representatives' seminar, 3 Apr. 1981, p. 2.

¹⁶Spencer W. Kimball, "The Things of Eternity—Stand We in Jeopardy?" *Ensign*, Jan. 1977, p. 4.

¹⁷Boyd K. Packer, *The Holy Temple* (Salt Lake City: Bookcraft, 1980), pp. 238–39.

¹⁸Ezra Taft Benson, *Family Record Extraction Program* (videocassette).

¹⁹Joseph Smith, *History of the Church*, 6:313.

²⁰Joseph Smith, *History of the Church*, 4:426.

²¹Joseph Fielding Smith, *Doctrines of Salvation*, comp. Bruce R. McConkie, 3 vols. (Salt Lake City: Bookcraft, 1954–56), 2:122.

²²Wilford Woodruff, *The Discourses of Wilford Woodruff*, sel. G. Homer Durham (Salt Lake City: Bookcraft, 1946), p. 157.

²³Ezra Taft Benson, "What I Hope You Will Teach Your Children about the Temple," *Ensign*, Aug. 1985, p. 9.

I will give you a quotation from one of the prophets, who had his eye fixed on the restoration of the priesthood, the glories to be revealed in the last days, and in an especial manner this most glorious of all subjects belonging to the everlasting gospel, namely, the baptism for the dead.

Doctrine and Covenants
128:17–18

Pedigree Chart

Chart number _____

Number 1 on this chart is the same as no. _____ on chart no. _____

Mark (X) boxes when ordinances are completed

☐ = Baptized

☐ = Endowed

☐ = Sealed to spouse

☐ = Sealed to parents

☐ = Family group record (Mark [X] this box when this person appears on a family group record as a parent.)

☐ = Children's ordinances completed (Mark [X] this box when all ordinances are completed for all children of this couple.)

Write places as:
Tryon, Polk, NC or St. Martins, Birmingham, Warwick, Eng.

Write name as: Robert Thomas MEYERS
Write dates as: 4 Oct 1986

<p>1</p> <p>(Father of #1) <input type="checkbox"/> <input type="checkbox"/> <input type="checkbox"/> <input type="checkbox"/> <input type="checkbox"/> <input type="checkbox"/> <input type="checkbox"/> <input type="checkbox"/></p> <p>Born/Chr _____</p> <p>Place _____</p> <p>Married _____</p> <p>Place _____</p> <p>Died _____</p> <p>Place _____</p>	<p>2</p> <p>(Father of #1) <input type="checkbox"/> <input type="checkbox"/> <input type="checkbox"/> <input type="checkbox"/> <input type="checkbox"/> <input type="checkbox"/> <input type="checkbox"/> <input type="checkbox"/></p> <p>Born/Chr _____</p> <p>Place _____</p> <p>Married _____</p> <p>Place _____</p> <p>Died _____</p> <p>Place _____</p>	<p>3</p> <p>(Mother of #1) <input type="checkbox"/> <input type="checkbox"/> <input type="checkbox"/> <input type="checkbox"/> <input type="checkbox"/> <input type="checkbox"/> <input type="checkbox"/> <input type="checkbox"/></p> <p>Born/Chr _____</p> <p>Place _____</p> <p>Died _____</p> <p>Place _____</p>	<p>4</p> <p>(Father of #2) <input type="checkbox"/> <input type="checkbox"/> <input type="checkbox"/> <input type="checkbox"/> <input type="checkbox"/> <input type="checkbox"/> <input type="checkbox"/> <input type="checkbox"/></p> <p>Born/Chr _____</p> <p>Place _____</p> <p>Married _____</p> <p>Place _____</p> <p>Died _____</p> <p>Place _____</p>	<p>5</p> <p>(Mother of #2) <input type="checkbox"/> <input type="checkbox"/> <input type="checkbox"/> <input type="checkbox"/> <input type="checkbox"/> <input type="checkbox"/> <input type="checkbox"/> <input type="checkbox"/></p> <p>Born/Chr _____</p> <p>Place _____</p> <p>Died _____</p> <p>Place _____</p>	<p>6</p> <p>(Father of #3) <input type="checkbox"/> <input type="checkbox"/> <input type="checkbox"/> <input type="checkbox"/> <input type="checkbox"/> <input type="checkbox"/> <input type="checkbox"/> <input type="checkbox"/></p> <p>Born/Chr _____</p> <p>Place _____</p> <p>Married _____</p> <p>Place _____</p> <p>Died _____</p> <p>Place _____</p>	<p>7</p> <p>(Mother of #3) <input type="checkbox"/> <input type="checkbox"/> <input type="checkbox"/> <input type="checkbox"/> <input type="checkbox"/> <input type="checkbox"/> <input type="checkbox"/> <input type="checkbox"/></p> <p>Born/Chr _____</p> <p>Place _____</p> <p>Died _____</p> <p>Place _____</p>	<p>8</p> <p>(Father of #4) <input type="checkbox"/> <input type="checkbox"/> <input type="checkbox"/> <input type="checkbox"/> <input type="checkbox"/> <input type="checkbox"/> <input type="checkbox"/> <input type="checkbox"/></p> <p>Born/Chr _____</p> <p>Place _____</p> <p>Married _____</p> <p>Place _____</p> <p>Died _____</p> <p>Place _____</p>	<p>9</p> <p>(Mother of #4) <input type="checkbox"/> <input type="checkbox"/> <input type="checkbox"/> <input type="checkbox"/> <input type="checkbox"/> <input type="checkbox"/> <input type="checkbox"/> <input type="checkbox"/></p> <p>Born/Chr _____</p> <p>Place _____</p> <p>Died _____</p> <p>Place _____</p>	<p>10</p> <p>(Father of #5) <input type="checkbox"/> <input type="checkbox"/> <input type="checkbox"/> <input type="checkbox"/> <input type="checkbox"/> <input type="checkbox"/> <input type="checkbox"/> <input type="checkbox"/></p> <p>Born/Chr _____</p> <p>Place _____</p> <p>Married _____</p> <p>Place _____</p> <p>Died _____</p> <p>Place _____</p>	<p>11</p> <p>(Mother of #5) <input type="checkbox"/> <input type="checkbox"/> <input type="checkbox"/> <input type="checkbox"/> <input type="checkbox"/> <input type="checkbox"/> <input type="checkbox"/> <input type="checkbox"/></p> <p>Born/Chr _____</p> <p>Place _____</p> <p>Died _____</p> <p>Place _____</p>	<p>12</p> <p>(Father of #6) <input type="checkbox"/> <input type="checkbox"/> <input type="checkbox"/> <input type="checkbox"/> <input type="checkbox"/> <input type="checkbox"/> <input type="checkbox"/> <input type="checkbox"/></p> <p>Born/Chr _____</p> <p>Place _____</p> <p>Married _____</p> <p>Place _____</p> <p>Died _____</p> <p>Place _____</p>	<p>13</p> <p>(Mother of #6) <input type="checkbox"/> <input type="checkbox"/> <input type="checkbox"/> <input type="checkbox"/> <input type="checkbox"/> <input type="checkbox"/> <input type="checkbox"/> <input type="checkbox"/></p> <p>Born/Chr _____</p> <p>Place _____</p> <p>Died _____</p> <p>Place _____</p>	<p>14</p> <p>(Father of #7) <input type="checkbox"/> <input type="checkbox"/> <input type="checkbox"/> <input type="checkbox"/> <input type="checkbox"/> <input type="checkbox"/> <input type="checkbox"/> <input type="checkbox"/></p> <p>Born/Chr _____</p> <p>Place _____</p> <p>Married _____</p> <p>Place _____</p> <p>Died _____</p> <p>Place _____</p>	<p>15</p> <p>(Mother of #7) <input type="checkbox"/> <input type="checkbox"/> <input type="checkbox"/> <input type="checkbox"/> <input type="checkbox"/> <input type="checkbox"/> <input type="checkbox"/> <input type="checkbox"/></p> <p>Born/Chr _____</p> <p>Place _____</p> <p>Died _____</p> <p>Place _____</p>
--	--	--	--	--	--	--	--	--	---	---	---	---	---	---

Person Submitting Pedigree Chart

Name _____

Address _____

Telephone number
() _____

Date prepared _____

Family Group Record

Page _____ of _____

LDS ORDINANCE DATA	
B. Baptized	E. Endowed
S. Sealed to spouse	P. Sealed to parents
Date	Temple
B	
E	
S	
P	

Husband's name	
Born	Place
Chr.	Place
Mar.	Place
Died	Place
Bur.	Place

Father	Mother
--------	--------

Husband's other wives:

Wife's name	
Born	Place
Chr.	Place
Died	Place
Bur.	Place

Father	Mother
--------	--------

Wife's other husbands:

Children		Date	Temple
----------	--	------	--------

1 Sex	Name	Spouse
	Born	Place
	Chr.	Place
	Mar.	Place
	Died	Place

2 Sex	Name	Spouse
	Born	Place
	Chr.	Place
	Mar.	Place
	Died	Place

3 Sex	Name	Spouse
	Born	Place
	Chr.	Place
	Mar.	Place
	Died	Place

4 Sex	Name	Spouse
	Born	Place
	Chr.	Place
	Mar.	Place
	Died	Place

☐ Check here if additional children are listed on reverse side.

Additional Information

Record on the back:

- Sources of information
- Other marriages, sealings, and explanations

Check the box for one of the following options (applies to all names submitted on this form):

- ☐ **OPTION 1 — FAMILY FILE** Send all names to my family file at the _____ Temple. I will provide proxies for ☐ Baptism ☐ Endowment ☐ Sealing. I understand that ordinances not checked will have proxies assigned by the temple.
- ☐ **OPTION 2 — TEMPLE FILE** Send all names to any temple and assign proxies for all approved ordinances.
- ☐ **OPTION 3 — ANCESTRAL FILE** Send all names to the Ancestral File. (You must include a pedigree chart or required form.) No ordinances will be done.

Name and address of person submitting form

Phone ()	Date prepared
Stake/Mission	Stake/Mission unit no.
Relationship of above to	
Husband	Wife

Write places as: Tryon, Polk, NC or St. Martins, Birmingham, Wake Co, Eng

Write name as: Robert Thomas MEYERS
Write date as: 4 Oct 1986

Husband's name				
Wife's name				
CHILDREN List each child (whether living or dead) in order of birth				
5 Sex	Name		Spouse	
	Born	Place	B	
	Chr	Place	E	
	Mar	Place	S	
	Died	Place	P	
6 Sex	Name		Spouse	
	Born	Place	B	
	Chr	Place	E	
	Mar	Place	S	
	Died	Place	P	
7 Sex	Name		Spouse	
	Born	Place	B	
	Chr	Place	E	
	Mar	Place	S	
	Died	Place	P	
8 Sex	Name		Spouse	
	Born	Place	B	
	Chr	Place	E	
	Mar	Place	S	
	Died	Place	P	

1 Check here if additional children are listed on another Family Group Record and attach the record to this form. Include parents' names

Sources of information (add further information on attached sheets as necessary)

[illegible]

Please note:

When using this form to submit names for temple ordinances or to the Ancestral File, only you can ensure that the information is as accurate and complete as practical. Please take every reasonable step to see that this happens. This will help maintain the integrity of Church genealogical files and reduce duplication of temple ordinance work.

Temple and Genealogical Service: Instructions for Leaders

Come unto Christ by receiving the ordinances and entering into the covenants of the temple for yourselves, your families, and your deceased ancestors.

Stake Presidents and Bishops

Help male members (including new converts and the less active) prepare to—

- Be ordained to the Melchizedek Priesthood.
- Receive all ordinances and enter into the covenants of the temple with their families.

Teach members the doctrine of temple and genealogical service; encourage them to—

- Pray for spiritual guidance.
- Genuinely care about their deceased ancestors.
- Begin now by receiving temple ordinances for at least one ancestor.

Assure members that—

- They do not need to be trained genealogists. Just as members receive help from called workers in the temple, they will receive help from called workers as they seek to identify their ancestors.
- They can begin by being willing to try.

Call and train key temple and genealogical leaders:

- *Stake President.* Ensure that the assigned high councilor (stake temple and genealogical adviser) and high priests group leaders (ward temple and genealogical advisers) have a testimony of the work (see their duties on the back of this sheet). You will likely need to call a stake genealogical specialist to help the assigned high councilor.
- *Bishop.* Call ward temple and genealogical consultants. These consultants are vital in helping members succeed in identifying their ancestors. Consultants should be asked to serve for a minimum of two years. Encourage them to use the following new resources:

Come unto Christ through Temple Ordinances and Covenants (PBGS153A)

Submitting Names for Temple Ordinances (PBGS1391)

Temple and Genealogical Resource Manual (PBGS1755; available in 1988)

That They May Be Redeemed, videocassette (VNVV3166; available in 1988)

Set an example. Go to the temple for your own ancestors. Support increased devotion to temple and genealogical service by—

- Bearing testimony from personal experience.
- Providing Church genealogical facilities in your stake.

Assigned High Councilor (Stake Temple and Genealogical Adviser)

Learn your duties (see the back of this sheet).

Train and support ward temple and genealogical consultants.

Use the new simplified resources (previously listed).

High Priests Group Leader (Ward Temple and Genealogical Adviser)

Learn your duties (see the back of this sheet).

Prayerfully select families and individuals who can be encouraged to identify their ancestors and receive temple ordinances in their behalf. Assign the ward temple and genealogical consultants to help them.

Ward Temple and Genealogical Consultants

You are the vital link in helping many more members identify their ancestors and receive temple ordinances in their behalf. Your devoted service will make available the ordinances of exaltation to many of God's children.

To be of service—

- Learn the doctrine of temple and genealogical service, and seek spiritual guidance.
- Learn your duties (see the back of this sheet).
- Use *Come unto Christ through Temple Ordinances and Covenants* (PBGS153A), *Submitting Names for Temple Ordinances* (PBGS1391), and the new *Temple and Genealogical Resource Manual* (PBGS1755; available in 1988).

- Help the high priests group leader select ward members who can be encouraged to identify their ancestors and receive temple ordinances in their behalf.

- Visit the homes of these members and give them individual guidance. Read with them the booklet *Come unto Christ through Temple Ordinances and Covenants* to emphasize the doctrine, spirit, and purpose of this service. You should also—

Encourage them to begin by identifying at least one ancestor.

Help them to use their own family records and coordinate their genealogical efforts with other family members.

Help them organize their records so they can find additional ancestors. The new Ordinance Pedigree Chart (PFGS3173) can be of help.

- Help them submit the names of their ancestors for temple work using the new Family Group Record, which is the names submission form (PFGS3107).
- As they learn more, introduce them to major genealogical tools at your local Church genealogical facilities; help them find librarians and other specialists who can answer specific research questions.
- When invited, accompany those you have helped as they go to the temple for their own ancestors. Show them how to use the Family File at the temple. You will enjoy the spiritual blessings of this service together.

The following material is included here for your information. It is taken from the *Temple and Genealogical Guide for Priesthood Leaders* (PBCT131A), pages 3 and 4.

High Councilor (Stake Temple and Genealogical Adviser)

The high councilor assigned as the stake temple and genealogical adviser helps the stake presidency do the following:

- Correlate temple and genealogical matters in stake priesthood executive committee, stake Melchizedek Priesthood committee, and other stake council meetings (for example, by presenting goals, calendaring events, and introducing new materials).
- Teach Melchizedek Priesthood leaders how to accomplish temple and genealogical service in their quorums and groups.
- Show all stake leaders how they can strengthen the members of their organizations (children, youth, and adults) by involving them in appropriate temple and genealogical service.
- Build faith and testimony in members by teaching them the doctrine and principles associated with temple and genealogical service.
- Establish and direct stake temple and genealogical programs and activities, such as branch genealogical libraries, record extraction projects, and genealogical workshops.
- Call qualified and worthy members to fill stake genealogical positions; encourage bishops to call capable and enthusiastic ward temple and genealogical consultants.
- Ensure that branch genealogical librarians, record extraction trainers, and other stake genealogical leaders are well trained and encouraged in their duties.
- Provide orientation for newly called ward temple and genealogical consultants, and provide periodic in-service training sessions (assisted by a stake genealogical specialist, as needed).
- Determine local member needs, and recommend resources to meet those needs (for example, a large portion of the stake might have German ancestry and need help reading the language).

High Priests Group Leader (Ward Temple and Genealogical Adviser)

The high priests group leader (ward temple and genealogical adviser) helps the bishopric do the following:

- Correlate temple and genealogical matters in priesthood executive committee and ward council meetings (for example, by recommending goals, calendaring events, and introducing materials).
- Help Melchizedek Priesthood leaders foster temple and genealogical service among their members.
- Show all ward leaders how they can strengthen the members of their organizations (children, youth, and adults) by involving them in appropriate temple and genealogical service.
- Build faith and testimony in members by teaching them the doctrine and principles associated with temple and genealogical service.

- Direct ward temple and genealogical programs and activities, such as visits to the genealogical library, submissions to the Ancestral File, and special temple assignments.
- Identify capable and enthusiastic ward temple and genealogical consultants and other genealogical workers as needed.
- Identify through priesthood quorum leaders individual members and families who would benefit from individual help from ward temple and genealogical consultants.
- Encourage the use of home teaching, family home evenings, and family councils to foster temple and genealogical activity.
- Determine local member needs, and recommend resources to meet those needs (for example, new converts may need an orientation to the basics of genealogical work).

Ward Temple and Genealogical Consultant(s)

Ward temple and genealogical consultants serve under the direction of the high priests group leader. One or two individuals or a couple may be called to serve in this capacity. They receive training under the direction of the high councilor assigned as stake temple and genealogical adviser.

The ward consultants should—

- Provide members with individual genealogical guidance in their homes. They may help members—
 - Gather and organize genealogical information from family sources.
 - Determine what research and temple work has already been done.
 - Keep and organize research notes.
 - Complete the necessary forms to have temple ordinances performed.
 - Prepare and submit records to the Ancestral File.
 - Compile personal and family histories.
- Help ward members, as needed, in their use of the branch genealogical library or other facilities.
- Serve as teacher of the Sunday School class on genealogical research, helping members learn basic concepts.
- Assist bishoprics, quorum leaders, missionaries, and home teachers in implementing genealogical activities.
- Assist auxiliary and other leaders as requested.
- Conduct surveys of member temple and genealogical needs.
- Help members, especially recent converts, understand how to prepare the records needed to attend the temple for themselves and their ancestors, when requested by priesthood leaders.
- Assist in setting up Church genealogical library facilities.
- Assist the home teachers to give lesson 7 of *Home Teaching Lessons for New Members* (PBHT5164), or provide home teachers with training as requested.
- Help Boy Scouts qualify for merit badges in genealogy if called to do so.